

YLM 60 CELL

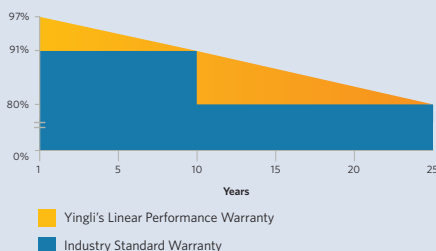


21.6%
CELL EFFICIENCY

12 YEAR
PRODUCT WARRANTY

0-5W
POWER TOLERANCE

25 Years Linear Warranty



IMPROVED POWER NEVER SETTLE FOR LESS

Choosing the best P-type monocrystalline cells, YLM series modules are making the best out of your system. Trust in the expertise of Yingli and well proven technology.



Higher Durability

The multi-busbar design can decrease the risk of the cell micro-cracks and fingers broken.



High Power Density

High conversion efficiency and more power output per square meter, by lower series resistance and improved light harvesting.



PID Resistant

Tested in accordance to the standard IEC 62804, our PV modules have demonstrated resistance against PID (Potential Induced Degradation), which translates to security for your investment.



Bigger Cells with better performance

A slight increase of the size of our cells, Boosts the performance of the newest modules by six percent on average.

Yingli Green Energy

Yingli Green Energy Holding Company Limited, known as "Yingli Solar", is one of the world's leading solar panel manufacturers with the mission to provide affordable green energy for all. Yingli Solar makes solar power possible for communities everywhere by using our global manufacturing and logistics expertise to address unique local challenges.

YLM 60 CELL

ELECTRICAL PERFORMANCE

Electrical parameters at Standard Test Conditions (STC)

Module type	YLxxxD-30b (xxx=P _{max}) YLxxxD-30b 1500V (xxx=Pmax)					
Power output	P _{max}	W	320	325	330	335
Power output tolerances	ΔP _{max}	W	0 / + 5			
Module efficiency	η _m	%	19.2	19.5	19.8	20.0
Voltage at P _{max}	V _{mpp}	V	33.0	33.2	33.4	33.6
Current at P _{max}	I _{mpp}	A	9.70	9.80	9.89	9.98
Open-circuit voltage	V _{oc}	V	39.4	39.6	39.8	40.0
Short-circuit current	I _{sc}	A	10.22	10.32	10.42	10.52

STC: 1000W/m² irradiance, 25°C cell temperature, AM1.5g spectrum according to EN 60904-3.
Average relative efficiency reduction of 3.0% at 200W/m² according to EN 60904-1.

Electrical parameters at Nominal Operating Cell Temperature (NOCT)

Power output	P _{max}	W	236.0	239.7	243.4	247.1
Voltage at P _{max}	V _{mpp}	V	30.4	30.6	30.8	30.9
Current at P _{max}	I _{mpp}	A	7.76	7.84	7.91	7.98
Open-circuit voltage	V _{oc}	V	36.7	36.9	37.0	37.2
Short-circuit current	I _{sc}	A	8.26	8.34	8.42	8.50

NOCT: open-circuit module operation temperature at 800W/m² irradiance, 20°C ambient temperature, 1m/s wind speed.

THERMAL CHARACTERISTICS

Nominal operating cell temperature	NOCT	°C	45 +/- 2
Temperature coefficient of P _{max}	γ	%/°C	-0.39
Temperature coefficient of V _{oc}	β _{Voc}	%/°C	-0.30
Temperature coefficient of I _{sc}	α _{Isc}	%/°C	0.06

OPERATING CONDITIONS

Max. system voltage	1000V _{oc} /1500V _{dc}
Max. series fuse rating *	20A
Operating temperature range	-40°C to 85°C
Max. static load, front (e.g., snow)	5400Pa
Max. static load, back (e.g., wind)	2400Pa
Max. hailstone impact (diameter / velocity)	25mm / 23m/s

* DO NOT CONNECT FUSE IN COMBINER BOX WITH TWO OR MORE STRINGS IN PARALLEL CONNECTION

CONSTRUCTION MATERIALS

Front cover (material / thickness)	low-iron tempered glass / 3.2mm
Cell (quantity / material / number of busbars)	60 / monocrystalline silicon / 12 or 5
Frame (material)	anodized aluminum alloy
Junction box (protection degree)	≥ IP67
Cable (length / cross-sectional area)	1000mm / 4mm ²

• Due to continuous innovation, research and product improvement, the specifications in this product information sheet are subject to change without prior notice. The specifications may deviate slightly and are not guaranteed.

• The data do not refer to a single module and they are not part of the offer, they only serve for comparison to different module types.

QUALIFICATIONS & CERTIFICATES

IEC 61215, IEC 61730, CE, ISO 9001:2015, ISO 14001:2015, BS OHSAS 18001:2007.



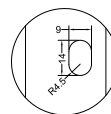
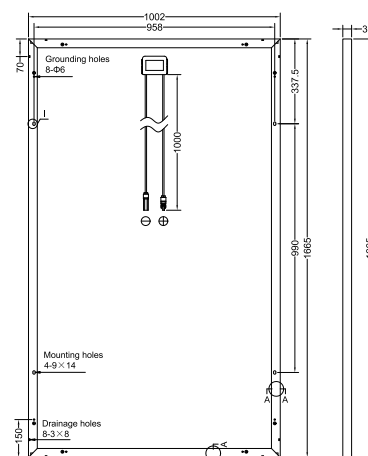
GENERAL CHARACTERISTICS

Dimensions (L / W / H)	1665mm / 1002mm / 35mm
Weight	18.6kg

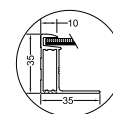
PACKAGING SPECIFICATIONS

Number of modules per pallet	30
Number of pallets per 40' container	28
Packaging box dimensions (L / W / H)	1715mm / 1120mm / 1150mm
Box weight	590kg

Unit: mm



DETAIL I



SECTION A-A



Warning: Read the Installation and User Manual in its entirety before handling, installing and operating Yingli Solar modules.

Yingli Partners:

Yingli Green Energy Holding Co., Ltd.

service@yingli.com

Tel: +86-312-2188055

YINGLISOLAR.COM

